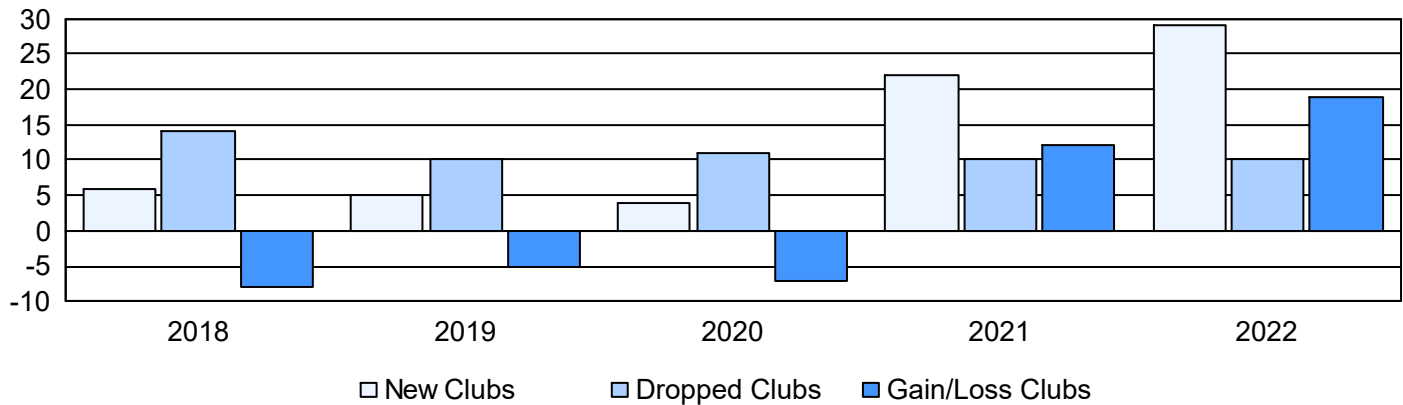
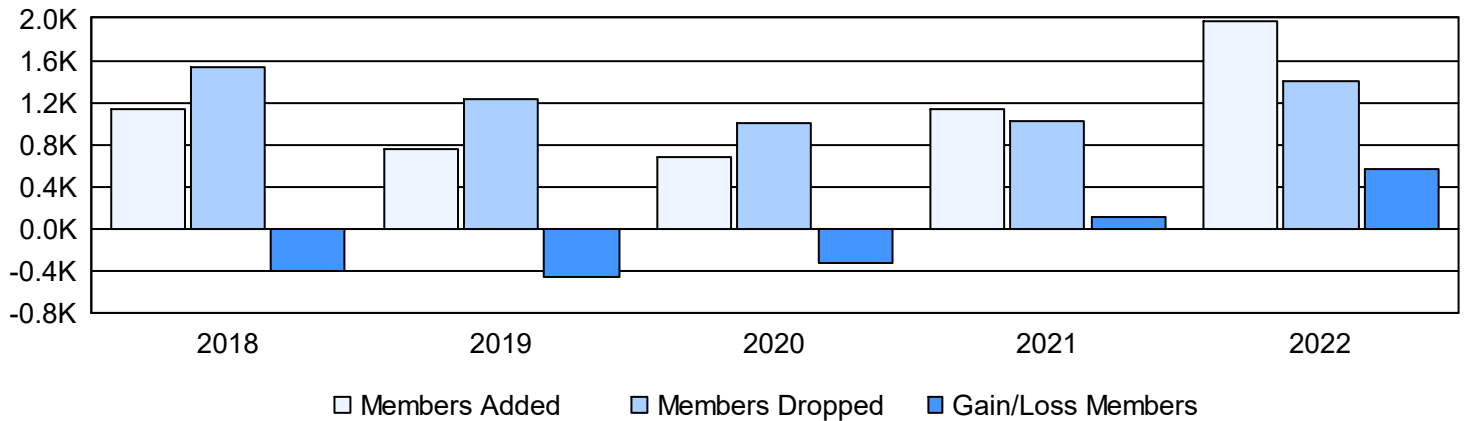


Year	New Clubs	Dropped Clubs	Gain/ Loss Clubs	New Members	Charter Members	Reinstate Members	Transfer Members	Total Member Added	Total Members Dropped	Gain/ Loss Members
2017-2018	6	14	-8	789	198	120	22	1,129	1,536	-407
2018-2019	5	10	-5	416	151	181	14	762	1,223	-461
2019-2020	4	11	-7	348	141	165	30	684	1,010	-326
2020-2021	22	10	12	450	571	100	6	1,127	1,013	114
2021-2022	29	10	19	936	766	196	73	1,971	1,406	565
Average	13	11	2	588	365	152	29	1,135	1,238	-103

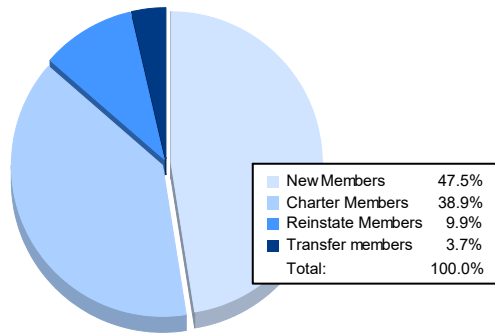
Clubs



Members



Membership Composition June 2022 Cumulative



Gender Composition June 2022 Cumulative

